



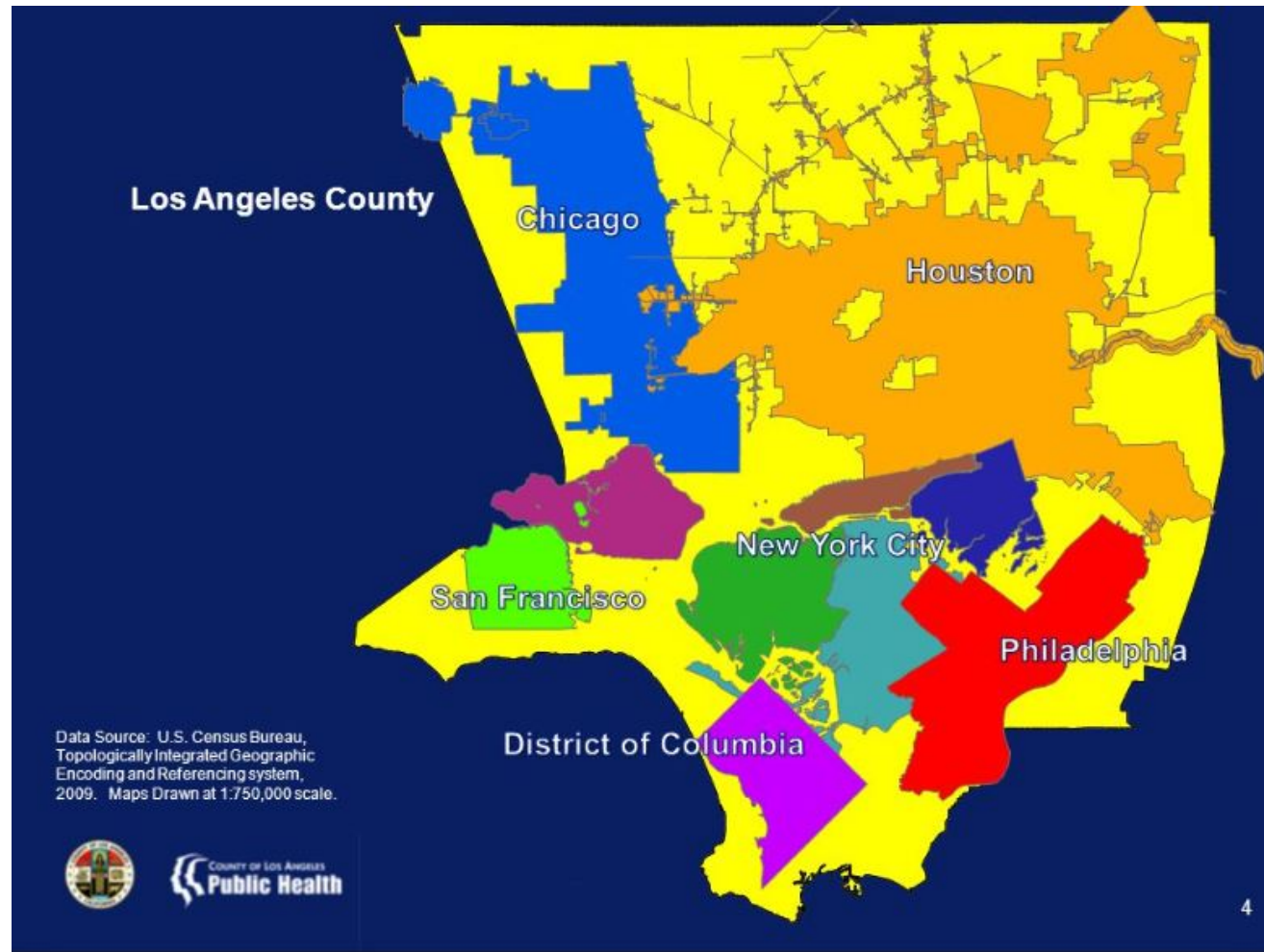
EXTRAORDINARY EXPERIENCES IN EVERYDAY PLACES

Request for Qualifications Technical Assistance Workshop

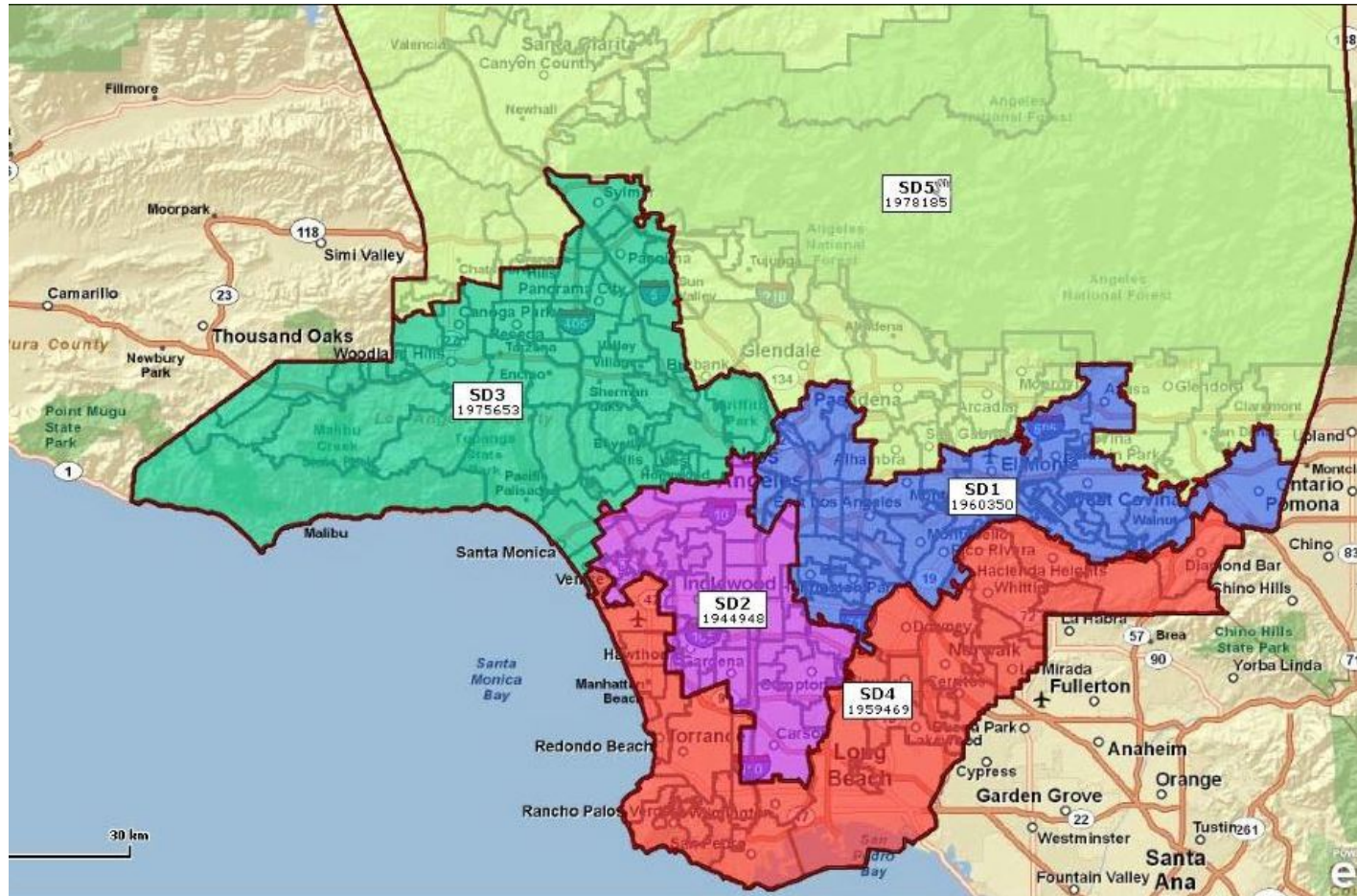
June 25, 2019

civic art

Los Angeles County



Los Angeles County



Department of Arts and Culture

ARTS AND CULTURE DEPARTMENT OVERVIEW

- Four Divisions:
 - **Civic Art**
 - Arts Education
 - Grants and Professional Development
 - Research and Evaluation
- Cultural Equity and Inclusion Initiative (CEII)

Civic Art Guiding Principles

- Technical and Aesthetic Quality
- Innovative use of materials, media and approach
- Civic Engagement/Community Participation
- Placekeeping
- Transformation

LA County + USC Medical Center Coerced Sterilization Recognition Project

- Recognizes the history of coerced sterilization at LA County + USC Medical Center, that women and families were harmed, and conveys the County's sincere apologies to the women and families that were affected by the County's practices.
- During the development of the final design, the artist will participate in an engagement process to inform the artwork concept and inspire a sense of community ownership.
- To learn more visit:
 - LA County + USC Medical Center website
 - Board of Supervisors Statement of Proceedings for August 7, 2018 meeting

LA County + USC Medical Center Coerced Sterilization Recognition Project





LA County + USC Medical Center Coerced Sterilization Recognition Project

LA County + USC Medical Center Coerced Sterilization Recognition Project

- The ideal artwork will reflect a respectful and contemplative presence
- Will be a ground embedded artwork and/or a 3-dimensional sculptural element.
- The artist or artist team for this artwork will be responsible for design services, fabrication, and installation.
- Budget is \$80,000

LA County + USC Medical Center Coerced Sterilization Recognition Project

TENTATIVE SCHEDULE

- June 25, 2019 RFQ Process Workshop
- **July 25, 2019** **Deadline for RFQ Submissions: 5PM PST**
- Summer/Fall 2019 (3) Artists Selected to Develop Proposals
- Fall 2019 Artist and Artwork Proposal Selected
- Winter, 2020 Artwork Final Design Complete
- Winter, 2020 Fabrication Start
- Spring, 2020 Artwork Installation Complete

MLK Jr. Child and Family Wellbeing Center

The Child and Family Wellbeing Center (CFWC) will be the newest addition to the Martin Luther King, Jr. Medical Campus. It strives to be a place of holistic care, which celebrates the collaboration of different community services, and acknowledges that health is achieved when the whole person is treated.

The Child and Family Wellbeing Center will house a medical clinic for children who have experienced abuse, or are children in the foster system, as well as an autism clinic, child psychiatry services, and a Family Justice Center.

MLK Jr. Child and Family Wellbeing Center



MLK Jr. Child and Family Wellbeing Center



MLK Jr. Child and Family Wellbeing Center

- The artwork should foster a sense of community and humanity, and be innovative in the approach
- Will be a 2-D wall work with a minimum 25 year lifespan.
- The artist or artist team for this artwork will be responsible for design services, fabrication, and installation.
- Budget is \$80,000

MLK Jr. Child and Family Wellbeing Center

TENTATIVE SCHEDULE

- June 25, 2019 RFQ Process Workshop
- **July 29, 2019** **Deadline for RFQ Submissions: 5PM PST**
- Summer/Fall 2019 (3) Artists Selected to Develop Proposals
- Fall 2019 Artist and Artwork Proposal Selected
- Winter, 2020 Artwork Final Design Complete
- Winter, 2020 Fabrication Start
- Spring, 2020 Artwork Installation Complete

Selection Criteria:

Letter of interest, Resume, and Images

- Create artworks that resonate
- Proven artistic merit and professional qualifications
- Ability to work with governmental agencies, architects, and engineers
- Ability to understand space and technical conditions for integrated, easily maintainable works
- Ability to manage the budget and time constraints

Application Materials

- Two page letter of Interest
- Resume (3 page maximum)
- Three professional references
- Up to ten images
- Annotated Image List

Application Tips

- Read the RFQ thoroughly
- Look for key words, phrases or themes
- Do your research
- Be concise
- Check your references
- Proofread
- This is a job application!

Letter of Interest: Respond to all questions

- Two pages
 - Single spaced
 - Reviewed by the selection committee
-

- Why this project interests you;
- How you have worked with a government agency, designers and/or local residents to develop an artwork;
- Your experience working with site conditions, technical and materials requirements,
- Your artistic practice, your sources of inspiration and your method for developing high quality, innovative and timelessly meaningful artwork.
- For artist teams: your respective roles and history of collaboration.

Resume

- Up to three pages, single spaced
- Include:

Name

Address

Phone number

Email

Website (if applicable)

Experience, including public/civic art


Images

- Maximum 10 digital images
- 1 photo per image
- JPEG format, PC compatible
- Minimum 72dpi
- No larger than 1920 x 1920 pixel resolution
- Label each image with number and last name:
01Jones; 02Jones; 03Jones...015Jones

It's a Snap!

What Makes a Great Photo & How to Take Great Photos (even with your camera phone)

EXTRAORDINARY EXPERIENCES IN EVERYDAY PLACES



NO!




NO!



NO!



NO!



NO!



"FIRE HOSE FRIEZE" - 2005

FIRE STATION #31, CITY OF SAN DIEGO

1'- 4" X 180' PERIMETER WALL FRIEZE

DESIGN TEAM - PLATT/WHITELOW, ARCHITECTS

Awards: 2005 Award of Merit, American Society of Civil Engineers, San Diego Section.

2006 Honor Award, American Public Works Association, San Diego and Imperial Counties Chapter

Image Tips

- 2-3 images of a project
- Put in context to the site
- Details
- Do not use installation process images
- Showcase colors and textures with proper lighting
- Do NOT submit blurred or low resolution images
- People in it – it's “public art” not a gallery
- Make sure you have sized the image appropriately as we will be projecting the images on a large screen

YES!



YES!



YES!



YES!



Annotated Image List

- Thumbnail image of artwork
- Label each image with number and last name
- Keep description brief
 - Title, date and location
 - Medium and dimension
 - Budget
 - Commissioning agency, project manager
 - Brief description of artwork

References: 3 Professional

- Name
- Title
- Phone
- Email

Selection Process

Phase 1: RFQ

- Review applications
- Select 3 finalists and 1 alternate

Phase 2: RFP

- Develop proposals
- Interviews/presentations



EXTRAORDINARY EXPERIENCES IN EVERYDAY PLACES

<https://www.lacountyarts.org/>

civic art